

1. THE CIRCULATORY SYSTEM

FUNCTION

The **circulatory system** **takes blood** to all parts of our **body**.

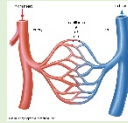


PARTS

The **circulatory system** is made up of the **heart**



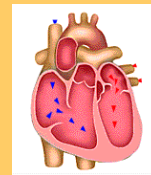
and the **blood vessels**.



THE HEART

The heart is a **hollow muscle**.

It **pumps blood** around the **body**.

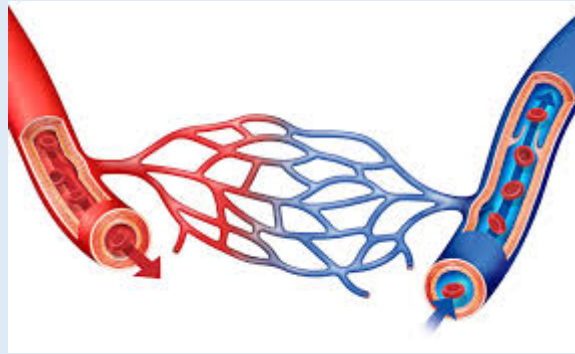


THE BLOOD

The blood **carries oxygen** and **nutrients** to all parts of our body and **collects carbon dioxide** and **other waste products** to be expelled.

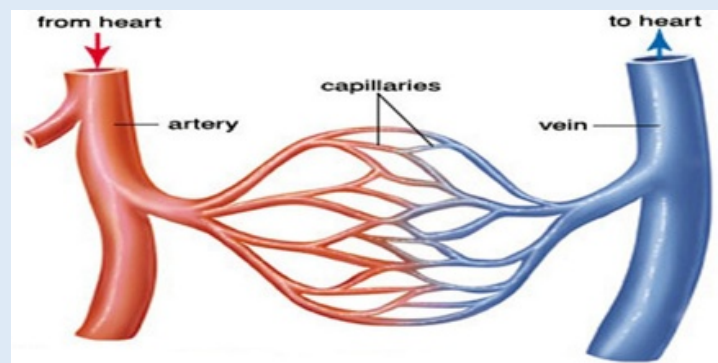
BLOOD VESSELS

Blood vessels **carry blood** around the **body**.

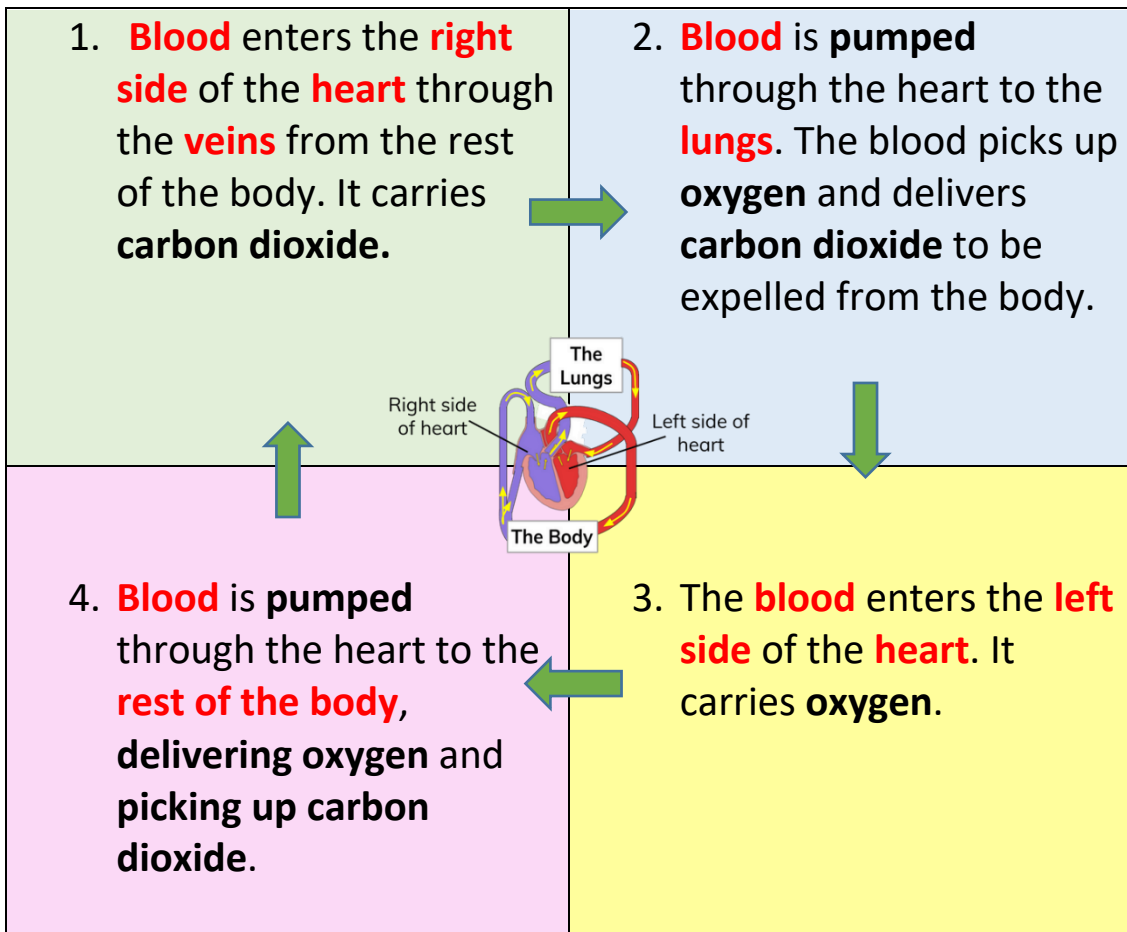


TYPES OF BLOOD VESSELS

ARTERIES	VEINS	CAPILLARIES
<p>They carry blood from the heart to the rest of the body.</p>	<p>They return blood to the heart from the rest of the body.</p>	<p>They are tinny blood vessels that connect the arteries to the veins. This is where the blood delivers nutrients and oxygen to the body cells and picks up carbon dioxide and other waste products.</p>



HOW BLOOD TRAVELS AROUND THE BODY

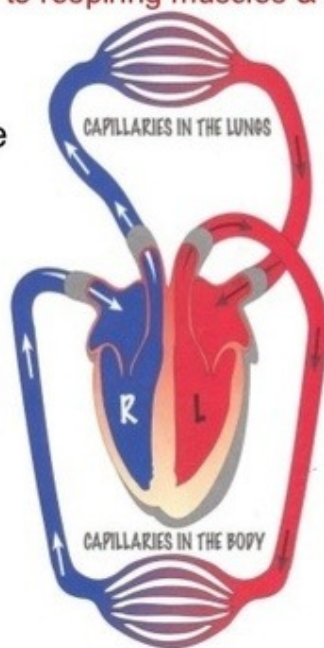


The heart is a **DOUBLE PUMP**:

- 1st - blood is pumped to the lungs & returns to the heart,
2nd - blood is pumped to respiring muscles & back to the heart again.

1. Deoxygenated blood is pumped from the heart to the lungs

4. The oxygen leaves the blood to be used for respiration in the body and the blood goes back to the heart



2. The blood receives oxygen and is pumped back to the heart

3. The oxygenated blood is then pumped to the rest of the body



Circulatory system

Videos

The circulatory system in the human body for kids

<https://www.youtube.com/watch?v=TmcXm-8H-ks>

Exploring the heart- The circulatory system

<https://www.youtube.com/watch?v=-s5iCoCaofc> THE CIRCULATORY SYSTEM | Educational Video for Kids.

<https://www.youtube.com/watch?v=f9ONXd-anM>

HOW YOUR HEART WORKS

https://www.youtube.com/watch?v=eVG45_iF9U

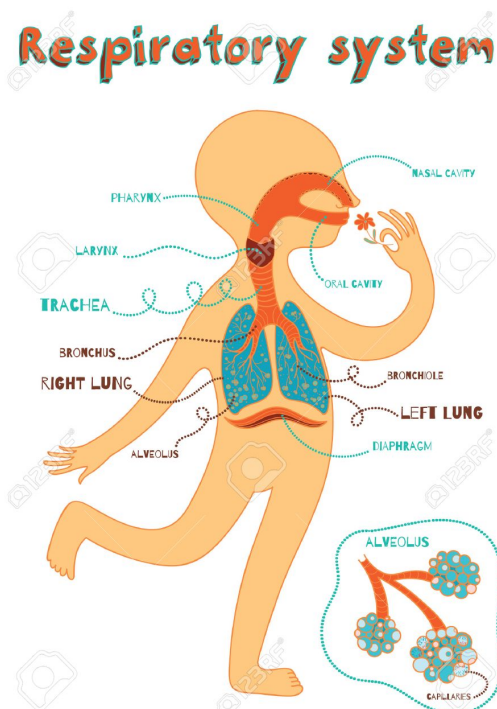
CIRCULATION

<http://www.sciencekids.co.nz/videos/humanbody/circulatorysystem.html>

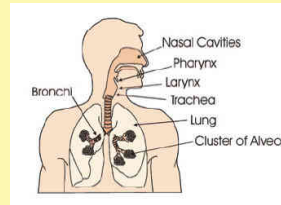
Online book

<https://www.storyjumper.com/book/index/10182542/The-Circulatory-System#>

2. THE RESPIRATORY SYSTEM






FUNCTION




The respiratory system **takes in oxygen** and **expels carbon dioxide**.

PARTS

The respiratory system is made up of the **nostrils**  in the

nose, the **trachea** , the two **bronchi**  and

the two **lungs** .

THE NOSE

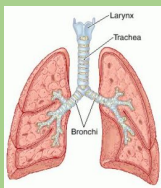


The nose has two **nostrils**.

The nostrils have hairs inside. They **stop dust, virus and pollen** entering our respiratory system.

The **nose warms, moistens and filters** the **air** before it goes to **our lungs**.

THE TRACHEA AND THE BONCHI.



The **trachea** divides into **two tubes** that goes into the lungs. These tubes are called the **bonchi**. They **distribute air** to our **lungs**.

THE LUNGS AND THE ALVEOLI

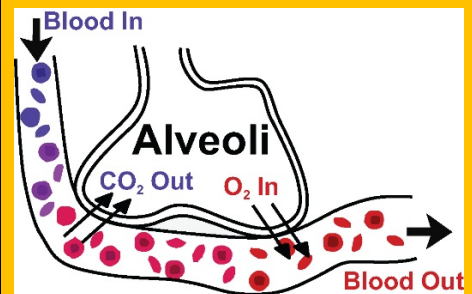


The **lungs** are like big sacks. They are like a sponge. They are **made up of** lots of little bags called **alveoli** surrounded by **blood capillaries**.

The **alveoli** is where the **carbon dioxide** and the **oxygen** are **exchanged**. They are surrounded by **blood capillaries**.

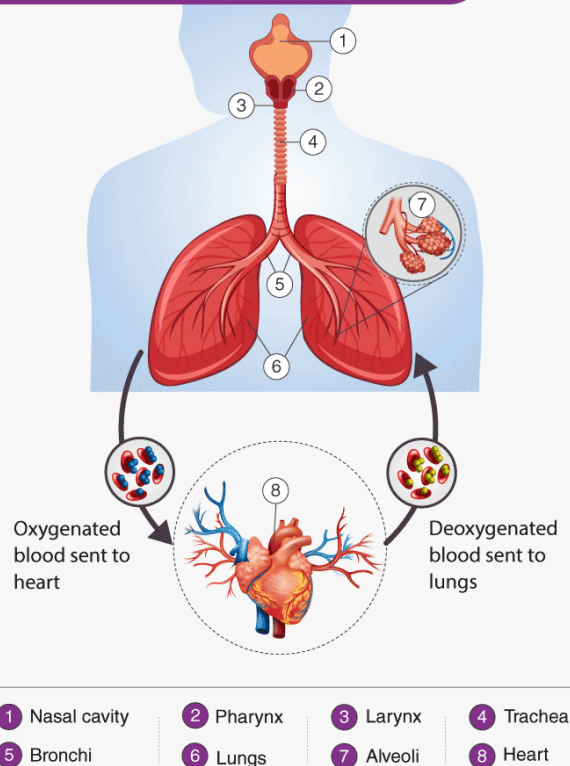
Carbon dioxide in the blood passes into the **lungs** through the alveoli.

Oxygen in the lungs passes through the alveoli into the **blood**.

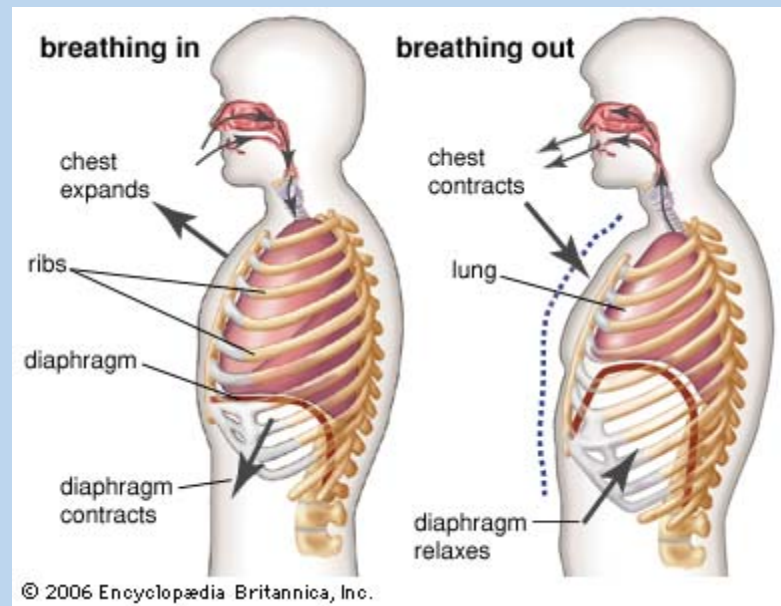


HUMAN RESPIRATORY SYSTEM

BYJU'S
The Learning App



HOW WE BREATHE IN AND OUT



When we **breathe in** our **chest** gets bigger and our **diaphragm** contracts and goes down.

When we **breathe out** our **chest** gets smaller and our **diaphragm** relaxes and goes up.

Respiratory system

Videos

Travel through the respiratory system

<https://www.youtube.com/watch?v=X2YVt16Kxak>

Respiratory system

<https://www.youtube.com/watch?v=mOKmjYwfDGU>

How our lungs work

<https://www.youtube.com/watch?v=0giiDDBJVQU>